



# Board of Directors

## Meeting Agenda

April 11<sup>th</sup>, 2024

**Board of Directors Members Present  
in Person:**

**Members Present via MS Teams:**

**North Sound Behavioral Health  
Administrative Services Organization  
(North Sound BH-ASO) Staff Present:**

**Guests Present:**

1. **Call to Order and Introductions** – Chair
2. **Tribal Acknowledgement** – Chair  
[Tribal Behavioral Health | North Sound BH-ASO \(nsbhaso.org\)](https://www.nsbhaso.org)
3. **Revisions to the Agenda** – Chair
4. **Approval of the March 14<sup>th</sup>, 2024, Minutes, Motion #24-13** – Chair.... Attachment
5. **Comments & Announcements from the Chair** - Chair
6. **Reports from Members** - Chair
7. **Comments from the Public** - Chair
8. **Report from the Advisory Board** ..... Attachment  
Kara Allen, Advisory Board Chair
9. **Report from the Finance Officer** ..... Attachment  
Margaret Rojas, Assistant Director
10. **Report from the Governance Operations Committee** - Chair

*All matters listed with the Consent Agenda have been distributed to each Member for reading and study, are considered to be routine, and will be enacted by one action of the Board of Directors with no separate discussion. If separate discussion is desired, the item may be removed from the Consent Agenda and placed on the Regular Agenda by request of a Member.*

**Consent Agenda** - Chair .....Attachment

**Motion #24-14**

To review and approve the North Sound Behavioral Health Administrative Services Organization claims paid from March 1<sup>st</sup>. 2024, through March 31<sup>st</sup>, 2024 in the amount of \$4,293,917.03.

Payroll for the month of March in the amount of \$196,835.30 and associated employer benefits in the amount of \$98,161.63.

**11. Action Items** – Margaret Rojas, Assistant Director

**For Board Approval**

**Health Care Authority (HCA)**

HCA is renewing their expansion contract for Housing and Recovery through Peer Services (HARPS) for an annual amount of \$109,996. This funding is specifically for a Substance Use Disorder Peer on the HARPS team.

**Motion #24-15**

- To approve HCA-NS BH-ASO-K6751 Amendment 1 for the purpose of extending the contract for one year with funding in the amount of \$109,996. The term of the contract is March 15, 2023, through March 14, 2025.

\*\*\*

**Lifeline Connections**

This is the downstream contract for the SUD Peer on the Lifeline Connections HARPS team. The funding of \$109,996 pays for the full-time SUD Peer on the Lifeline HARPS team.

**Motion #24-16**

- To approve NS BH-ASO-Lifeline Connections- FBG-23 Amendment 2 for the purpose of providing \$109,996 in HARPS Extension funds. The contract term is January 1, 2023, through December 31, 2024, with an automatic one-year renewal on January 1, 2025, based on continued compliance with the terms of the contract.

\*\*\*

**Jail Transition Services**

Proviso reserve funds are being allocated to jail transition programs for one-time expenditures. Total funds available: \$183,768 of Jail Transition and \$66,628 will be allocated from General Funds-State reserves.

- Island County \$21,000
- Skagit County \$127,500
- Whatcom County \$101,896

**Motion #24-17**

- NS BH-ASO-Island County-ICN-23 Amendment 4 to provide additional funds for jail transition services under this contract. The contract term is January 1, 2023, through December 31, 2025, with an automatic one-year renewal on January 1, 2024, based on continued compliance with the terms of the contract.

- NS BH-ASO-Skagit County-Interlocal-23 Amendment 3 to provide additional funds for jail transition services under this contract. The contract term is January 1, 2023, through December 31, 2025, with an automatic one-year renewal on January 1, 2024, based on continued compliance with the terms of the contract.
- NS BH-ASO-Whatcom County-ICN-23 Amendment 3 to provide additional funding for jail transition services under this contract. The contract term is January 1, 2023, through December 30, 2025, with an automatic one-year renewal on January 1, 2024, based on continued compliance with the terms of the contract.

\*\*\*

### **Dedicated Cannabis Account**

Proviso reserve funds are being allocated to Snohomish County Human Services. Total funds available: \$287,275 in Dedicate Cannabis Account and \$32,725 will be allocated in General Fund-State reserves.

- Snohomish County \$320,000

### **Motion #24-18**

- NS BH-ASO-Snohomish County-ICCN-23 Amendment 4 to provide the funding Dedicated Cannabis Account services under this contract. The contract term is January 1, 2023, through December 31, 2025, with an automatic one-year renewal on January 1, 2024, based on continued compliance with the terms of the contract.

\*\*\*

### **Opioid Outreach**

Community Action of Skagit County provides opioid outreach in Skagit County and will receive an increase of \$66,086 annually. The funding will add an additional outreach specialist to the team. The funding is ARPA Substance Abuse Block Grant funds, sustainability of the position will be evaluated during the next 12-months.

### **Motion #24-19**

- NS BH-ASO-CASC-ICN-23 Amendment 3 to provide additional funding for Opioid Outreach services under this contract. The contract term is January 1, 2023, through December 31, 2025, with an automatic one-year renewal on January 1, 2024, based on continued compliance with the terms of the contract.

\*\*\*

### **Consejo Counseling and Referral Service**

Consejo requested one-time funds for BIPOC recruitment costs in the amount of \$50,000 and support for an annual youth behavioral health and leadership conference, taking place later this spring. Skagit County Public Health is providing additional support. The amount for conference support is \$5,000. The fund allocation is from General Fund-State reserves.

### **Motion #24-20**

- NS BH-ASO-Consejo-ICN-21-23 Amendment 2 to provide funding for recruitment and a regional youth conference under this contract. The contract term is January 1, 2023, through

December 31, 2023, with an automatic one-year renewal on January 1, 2024, based on continued compliance with the terms of the contract.

\*\*\*

**12. Report from the Executive Director** ..... Attachment  
JanRose Ottaway Martin, Executive Director

**13. Adjourn** - Chair

*Next Meeting: May 9<sup>th</sup>, 2024*



# Board of Directors

## Meeting Minutes

March 14<sup>th</sup>, 2024

### Board of Directors Members Present in Person:

- **Barry Buchanan**, County Council; Whatcom County
- **Peter Browning**, Commissioner; Skagit County, North Sound BH-ASO Board Chair
- **Cammy Hart-Anderson**, Human Services, Designated Alternate for Dave Somers, County Executive; Snohomish County
- **Sam Low**, County Council; Snohomish County

### Members Present via MS Teams:

- **Nicole Gorle**, Legislative Analyst, Designated Alternate for Nate Nehring, County Council; Snohomish County
- **Jami Mitchell**, Human Services Manager, Designated Alternate for Jane Fuller, County Council; San Juan County
- **Cynthia Foley**, Sr. Legislative Analyst, Designated Alternate for Strom Peterson, County Council; Snohomish County
- **George Kosovich**, Public Health, Designated Alternate for Peter Browning, Commissioner; Skagit County
- **Kara Allen**, Advisory Board Chair
- **Perry Mowery**, Behavioral Health Supervisor, Designated Alternate to Satpal Sidhu, County Executive; Whatcom County
- **Lynda Austin**, Human Services, Designated Alternate for Commissioner Jill Johnson; Island County
- **Cindy Wolf**, Council Member; San Juan County

### North Sound Behavioral Health Administrative Services Organization (North Sound BH-ASO) Staff Present:

- **JanRose Ottaway-Martin**, Executive Director
- **Margaret Rojas**, Assistant Executive Director
- **Darrell Heiner**, Senior Accountant
- **Charles DeElena**, Business Improvement Manager/Compliance Officer
- **Joanie Wenzl**, Administrative Manager, Clerk of the Board

### Guests Present:

No guests were present.

**Call to Order and Introductions – Chair**

The Chair called the meeting to order and initiated introductions.

**Tribal Acknowledgement – Chair**

[Tribal Behavioral Health | North Sound BH-ASO \(nsbhaso.org\)](http://nsbhaso.org)

The chair read the Tribal Acknowledgement.

**Revisions to the Agenda – Chair**

The Chair asked if there were revisions to the agenda, none were requested.

**Approval of the February 8<sup>th</sup>, 2024, Minutes, Motion #24-08 – Chair**

Sam Low moved the motion for approval, Perry Mowery seconded, all in favor, motion carried, no abstentions motion #24-08 carried.

**Comments & Announcements from the Chair**

Chair: This morning was the kickoff meeting for the SWISS sub-committee. Participants will be working closely with NS BH-ASO. Meetings will begin in April.

The Chair added that a resolution was drafted regarding the fentanyl crisis.

**Reports from Members – Chair**

The counties gave behavioral health updates from their respective counties.

**Comments from the Public – Chair**

There were no comments from the public.

**NS BH-ASO Annual Compliance Report**

Charles DeElena, Compliance Officer

Charles gave the ASO's Annual Compliance Report, discussion followed.

The State's Research and Data Analysis (RDA) Department was mentioned by JanRose regarding providing a state level compliance report (to see how the NS BH-ASO is doing with compliance issues compared to other regions in the state).

**Report from the Advisory Board**

Kara Allen, Advisory Board Chair

The Report from the Advisory Board was given. It was noted that the AB Retreat is scheduled for June 4<sup>th</sup>.

**Report from the Finance Officer**

Margaret Rojas, Assistant Director

The Report from the Finance Officer was given. Discussion followed.

**Report from the Governance Operations Committee – Chair**

Barry Buchanan nominated Council Person Cindy Wolf as the Board Vice Chair, Peter Browning seconded, all in favor, none opposed, no abstentions, all in favor. Council Person Wolf accepted the nomination.

*All matters listed with the Consent Agenda have been distributed to each Member for reading and study, are considered to be routine, and will be enacted by one action of the Board of Directors with no separate discussion. If separate discussion is desired, the item may be removed from the Consent Agenda and placed on the Regular Agenda by request of a Member.*

**Consent Agenda – Chair**

**Motion #24-09**

- To review and approve the North Sound Behavioral Health Administrative Services Organization claims paid from February 1st<sup>th</sup>, 2024 through February 29<sup>th</sup>, 2024, in the amount of \$2,990,839.01.
- Payroll for the month of February in the amount of \$196,835.30 and associated employer benefits in the amount of \$99,640.40.

\*\*\*

Cammy Hart-Anderson moved the motion for approval, Peter Browning seconded, none opposed, all in favor, motion #24-09 carried.

**Action Items – Margaret Rojas, Assistant Director**

**For Board Approval**

**Signatory Authority**

This motion will authorize the Executive Director, JanRose Ottaway Martin as a signatory on behalf of the North Sound BH-ASO. Other authorized signors remain the same: Margaret Rojas, Deputy Director/ HR Manager, Darren Martin, IS/IT Manager, Michael McAuley, Clinical Director.

**Motion #24-10**

- To approve adding JanRose Ottaway Martin, Executive Director, as signing authority (replacing Joe Valentine) on North Sound BH-ASO's accounts at Skagit County Auditors' office and the accounts at Banner Bank for: Petty Cash, Advanced Travel, and the employee Flexible Spending Account. The North Sound BH-ASO signatories shall have authorization privileges for disbursements over Perry Cash, Advance Travel, Flexible Spending accounts, vouchers, payroll and investing.

Peter Browning moved the motion for approval, Sam Low seconded, all were in favor, no abstentions, motion #24-10 carried

\*\*\*

**Didgwalic Wellness Center**

Didgwalic Wellness Center was the successful bidder for the expansion of Medication Assisted Treatment (MAT) in Skagit County, specifically east county. This service will be available to all

individuals regardless of their ability to pay. Didgwalic will bill Medicaid, Indican Health providers and private insurance. The annual allocation is \$50,000.

**Motion #24-11**

- To approve North Sound BH-ASO-Didgwalic Wellness Center-ICN-24 for the purpose of providing Medication Assisted Treatment in eastern Skagit County. The contract term is March 1, 2024, through June 30, 2024, with an automatic one-year renewal on July 1, 2024, based on continued compliance with the terms of the contract.

\*\*\*

Peter Browning moved the motion for approval, Sam Low seconded, all-in favor, none opposed, no abstentions, motion #24-11 carried.

**City of Mount Vernon Co-Responder Program**

We are providing an additional \$40,000 in funding, \$20,000 is a carryover from their previous contract cycle and \$20,000 in ongoing cost for an increase in wages for this contract period.

**Motion # 24-12**

- To approve NS BH-ASO-City of Mount Vernon-Interlocal-23 Amendment 2 to provide funding for the integrated co-responder team with the City of Mount Vernon Police Department The contract term is July 1, 2022, through December 31, 2024, with an automatic one-year renewal on January 1, 2025, based on continued compliance with the terms of the contract.

\*\*\*

Cammy Hart-Anderson moved the motion for approval, Sam Low seconded, all-in favor, no abstentions, motion #24-12 carried.

<b>Introduction Items – Margaret Rojas, Assistant Director</b>
--

**Health Care Authority (HCA)**

HCA is renewing their expansion contract for Housing and Recovery through Peer Services (HARPS) for an annual amount of \$109,996. This funding is specifically for a Substance Use Disorder Peer on the HARPS team.

**Lifeline Connections**

This is the downstream contract for the SUD Peer on the Lifeline Connections HARPS team. The funding of \$109,996 pays for the full-time SUD Peer on the Lifeline HARPS team.

**Jail Transition Services**

Proviso reserve funds are being allocated to jail transition programs for one-time expenditures. Total funds available: \$183,768 of Jail Transition and \$66,628 will be allocated from General Funds-State reserves.

- o Island County \$21,000



- Skagit County \$127,500
- Whatcom County \$101,896

### **Dedicated Cannabis Account**

Proviso reserve funds are being allocated to Snohomish County Human Services. Total funds available: \$287,275 in Dedicate Cannabis Account and \$32,725 will be allocated in General Fund-State reserves.

- Snohomish County \$320,000

### **Opioid Outreach**

Community Action of Skagit County provides opioid outreach in Skagit County and will receive an increase of \$66,086 annually. The funding will add an additional outreach specialist to the team. The funding is ARPA Substance Abuse Block Grant funds, sustainability of the position will be evaluated during the next 12-months.

### **Consejo Counseling and Referral Service**

Consejo requested one-time funds for BIPOC recruitment in the amount of \$50,000 and funding to support an annual youth behavioral health and leadership conference in Skagit County. Skagit County Public Health is providing additional support. The amount for conference support is \$5,000. The fund allocation is from General Fund-State reserves.

### **Report from the Executive Director**

JanRose Ottaway Martin, Executive Director

JanRose gave the Report from the Executive Director. Topics included:

- Update on the Board Retreat  
The Board retreat will take place on June 13<sup>th</sup> at NW ESD 189 in Anacortes. The Retreat Agenda will be reviewed during the April Board meeting.
- ITA Courts in WA State
- Proviso Language
- Crisis Stabilization serviced – Delegation
- Skagit County
- Opioid Abatement Council

**Adjourn** – The chair adjourned the meeting before 3:00p.m.

Next Meeting: April 11<sup>th</sup>, 2024



## Advisory Board Brief

April 9, 2024

The Advisory Board met on April 2, and the following items were discussed:

### — Advisory Board

- San Juan and Snohomish candidates attended and provided interest in serving on the Board.
- Annual retreat topics were discussed. Scheduling of the Ad Hoc Planning Committee will begin. Retreat will be held June 4<sup>th</sup> at the Skagit Resort/Casino in Bow.
- The Legislative Forum Ad Hoc Committee will resume meeting next week. Meetings will now include Margaret and JanRose.

### — Executive Director

- Assistant Director reported on the Weekly Crisis Metrics Report, Senate Bill 6251, Preliminary Planning for Stakeholder Groups, Preliminary Planning for Endorsed MRRCT/CBCT, Youth Navigator Team, and MCO Negotiations.
- The Action Items were passed and recommended to the Board of Directors.

### — Finance/Executive Committee

- The March Expenditures were passed and recommended to Board of Directors for approval.

# North Sound Behavioral Health Administrative Services Organization April 11th, 2024, Board of Directors Financial Notes

## HIGHLIGHTS

1. The Budget to Actuals revenue is looking pretty good. Revenues are ahead of budget due mainly to some new Proviso funding and six-month proviso payments. The Crisis Services appears to be slightly increasing with most of the variance due to late billings received in January, most of the other negative variances are due to late billings. Our expenses are currently running \$495,328 under budget.
2. The Revenue and Expense statement looks good at the end of March, showing an income of \$2,934,265 mainly due to receiving new Proviso dollars and six-month proviso funds. The SABG negative fund balance is back to the usual amount. Our revenues are covering our expenses. I updated the fund balances as of 12/31/23, our general fund balance was \$8,772,415 at 12/31/23 and our maximum allowed is \$6,130,213.
3. The one thing to note is the Medicaid fund balance, I shifted \$578,534 of MCO expense to GFS and estimate we will need to shift another \$415,705 of Medicaid shortfall for the next R&E, this should bring us in line with resetting the MCO balance to zero at 1/1/24. MCO contracts are being negotiated but the new payment amounts have not gone into effect. The MCOs pay at the beginning of the month but our expenses don't arrive until the following month. Going forward we are going to follow the six-month reconciliation process to avoid this situation.

## NOTES

1. We are presenting the financial statements for March 2024 for the Behavioral Health Administrative Services Organization (ASO).
2. These monthly statements are prepared for the Board's use only. They provide a snapshot of expenses and revenue for a single calendar month compared with a hypothetical "year to date" projection. However, neither revenues nor expenditures occur on an equal 1/12 amount each month.
3. The North Sound BH-ASO adopts "calendar year" budgets, but the allocations from the state are done on a state fiscal year basis [with adjustments every 6 months]. The exceptions are Federal Block Grant Funds which are allocated for the entire fiscal year.

4. Revenues and expenses are managed independently within each of the major fund categories: Medicaid, State General Fund, Mental Health Block Grant, Substance Abuse Block Grant, and SAMHSA [a direct grant we receive from the federal government for our rural Medication Assistance Treatment program].

5. Within 'State General Funds', allocations are further subdivided between general state funds, and the multiple "Proviso" funds allocated for specific services.

6. We have added two new lines at the bottom of the "Revenue and Expense" tab which shows the beginning and ending fund balance within each fund category for the state fiscal year. I also added some additional lines at the bottom to show the Net Income from Operations before the transfer of funds to the BHO.

7. The Budget to Actuals statement includes notes on areas where there is a variance between the hypothetical year to date budget and actual revenues and expenditures. I also added additional lines at the bottom to show the transfer of funds separate from the normal operations.

**NORTH SOUND BEHAVIORAL HEALTH ADMINISTRATIVE SERVICE ORGANIZATION  
PRELIMINARY REVENUE and EXPENSE STATEMENT for MARCH 2024\*  
BUDGET TO ACTUALS**

<u>REVENUES</u>	2024	YTD	YTD	Variance
	Budget	2024 Budget	2024 Actual	Favorable (Unfavorable)
Intergovernmental Revenues				
HRSA	\$ 222,222	55,556	160,721	105,165
MHBG	2,782,396	695,599	494,295	(201,304)
SABG	3,783,126	945,781	1,263,236	317,454
State Funds	34,260,149	8,565,037	10,641,960	2,076,923
Medicaid (MCO)	10,700,043	2,675,011	2,762,480	87,469
Total Intergovernmental Revenues	51,747,936	12,936,984	15,322,691	2,385,707
Misc. Revenue **	0	0	0	-
Interest Revenue	310,444	77,611	130,841	53,230
<b>TOTAL REVENUES</b>	<b>\$ 52,058,380</b>	<b>\$ 13,014,595</b>	<b>\$ 15,453,533</b>	<b>\$ 2,438,938</b>

**EXPENDITURES**

Inpatient Treatment	\$ 1,400,000	350,000	\$ 172,090	177,910
ITA Judicial	2,924,898	731,225	238,482	492,743
Crisis Services	17,467,380	4,366,845	5,221,479	(854,634) A late billi
Crisis Teams - Children & Youth	2,034,097	508,524	231,078	277,446
Co-Responder	2,060,000	515,000	397,489	117,511
MH Crisis Stabilization	1,550,000	387,500	312,887	74,613
E&T Services	941,148	235,287	123,799	111,488
E&T Discharge Planner	229,794	57,449	77,953	(20,505) Some back
Jail Services	367,536	91,884	84,385	7,499
PACT Services	1,032,564	258,141	335,246	(77,105) Extra old c
Assisted Outpatient Treatment	1,139,838	284,960	74,249	210,711
Trueblood	223,944	55,986	58,125	(2,139)
BH Enhancement Funds	779,188	194,797	66,684	128,113
HOST	1,239,966	309,992	309,992	-
Peer Bridger	303,529	75,882	56,544	19,338
MHBG Expenditures ***	1,168,699	292,175	188,356	103,819
HARPS Housing	817,376	204,344	303,968	(99,624)
DOC Housing	1,501,830	375,458	509,717	(134,260)
DCA County Contracts	581,292	145,323	142,930	2,393
Recovery Navigator	2,541,340	635,335	717,098	(81,763) Some late
Opiate Dependency Outreach	816,632	204,158	297,082	(92,924)
PPW Housing Support Services	400,000	100,000	105,655	(5,655)
SABG Expenditures ****	1,129,248	282,312	248,292	34,020
Withdrawal Management	2,083,993	520,998	644,566	(123,568) Pioneer pr
HRSA	200,944	50,236	101,402	(51,166)
Juvenile Drug Court	139,800	34,950	42,152	(7,202)
Other MH Services *****	938,008	234,502	296,432	(61,930)
Other SUD Services	943,722	235,931	63,910	172,021
Advisory Board	19,996	4,999	413	4,586
Subtotal - Services	46,976,762	11,744,191	11,422,452	321,739
Administration	5,081,618	1,270,404	1,096,815	173,589
<b>TOTAL EXPENDITURES</b>	<b>\$ 52,058,380</b>	<b>\$ 13,014,595</b>	<b>\$ 12,519,267</b>	<b>\$ 495,328</b>

Excess of Revenues Over (Under) Expenditure. \$ 2,934,265

\* THIS IS AN UNAUDITED STATEMENT

\* Medicaid and State revenue are paid in advance. MHBG, SABG and SAMHSA revenue are paid on an expense reimbursement method. Expenses are recognized when the bill is received.

\*\* Room Rental Fees, Tribal Conference, Salish Contract

\*\*\* Includes COVID, PATH and other FBG services. Does not include Crisis or E&T

\*\*\*\* Includes Peer Pathfinder and other SABG expenses. Does not include Crisis

\*\*\*\*\* Includes CORS, FYSPT, Outpatient Services, PATH match

**NORTH SOUND BEHAVIORAL HEALTH ADMINISTRATIVE SERVICE ORGANIZATION  
PRELIMINARY REVENUE and EXPENSE STATEMENT for MARCH 2024\***

<u>REVENUES</u>	<b>YTD 2024 Totals</b>	<b>YTD 2024 Medicaid</b>	<b>YTD 2024 State</b>	<b>YTD 2024 MHBG</b>	<b>YTD 2024 SABG</b>	<b>YTD 2024 HRSA</b>
Intergovernmental Revenues						
HRSA	160,721					160,721
MHBG	494,295			494,295		
SABG	1,263,236				1,263,236	
State Funds	10,641,960		10,641,960			
Medicaid (MCO)	2,762,480	2,762,480				
Total Intergovernmental Revenues	15,322,691	2,762,480	10,641,960	494,295	1,263,236	160,721
Misc. Revenue **	0		0			
Interest Revenue	130,841		130,841			
<b>TOTAL REVENUES</b>	<b>\$ 15,453,533</b>	<b>\$ 2,762,480</b>	<b>\$ 10,772,801</b>	<b>\$ 494,295</b>	<b>\$ 1,263,236</b>	<b>\$ 160,721</b>

<u>EXPENDITURES</u>						
Inpatient Treatment	\$ 172,090		\$ 172,090			
ITA Judicial	238,482		238,482			
Crisis Services	5,221,479	2,721,379	2,227,633		272,467	
Crisis Teams - Children & Youth	231,078		231,078			
Co-Responder	397,489			202,381	195,108	
MH Crisis Stabilization	312,887		134,145	178,742		
E&T Services	123,799		123,799			
E&T Discharge Planner	77,953		77,953			
Jail Services	84,385		84,385			
PACT Services	335,246		335,246			
Assisted Outpatient Treatment	74,249		74,249			
Trueblood	58,125		58,125			
BH Enhancement Funds	66,684		66,684			
HOST	309,992		309,992			
Peer Bridger	56,544			56,544		
MHBG Expenditures ***	188,356			188,356		
HARPS Housing	303,968		303,968			
DOC Housing	509,717		509,717			
DMA County Contracts	142,930		142,930			
Recovery Navigator	717,098		717,098			
Opiate Dependency Outreach	297,082				297,082	
PPW Housing Support Services	105,655				105,655	
SABG Expenditures ****	248,292				248,292	
Withdrawal Management	644,566		397,235		247,331	
HRSA	101,402					101,402
Juvenile Drug Court	42,152		42,152			
Other MH Services *****	296,432		296,432			
Other SUD Services	63,910		63,910			
Advisory Board	413		413			
Subtotal - Services	11,422,452	2,721,379	6,607,713	626,023	1,365,935	101,402
Administration	1,096,815	261,314	825,764			9,737
<b>TOTAL EXPENDITURES</b>	<b>\$ 12,519,267</b>	<b>\$ 2,982,694</b>	<b>\$ 7,433,478</b>	<b>\$ 626,023</b>	<b>\$ 1,365,935</b>	<b>\$ 111,139</b>
Net Income	\$ 2,934,265	\$ (220,214)	\$ 3,339,324	\$ (131,727)	\$ (102,699)	\$ 49,582

Beginning Fund Balance 12/31/23	18,447,793	(378,487)	19,730,208	(194,477)	(595,749)	(113,702)
<b>Ending Fund Balance</b>	<b>21,382,058</b>	<b>(598,701)</b>	<b>23,069,532</b>	<b>(326,204)</b>	<b>(698,448)</b>	<b>(64,120)</b>
Flexible GFS balance at 12/31/23			8,772,415			

Note: State Fund Balance also includes Proviso Fund Balances which are designated for specific expenditures

\* THIS IS AN UNAUDITED STATEMENT

\* Medicaid and State revenue are paid in advance. MHBG, SABG and SAMHSA revenue are paid on an expense reimbursement method. Expenses are recognized when the bill is received.

\*\* Room Rental Fees, Tribal Conference, Salish Contract

\*\*\* Includes COVID, PATH and other FBG services. Does not include Crisis or E&T

\*\*\*\* Includes Peer Pathfinder and other SABG expenses. Does not include Crisis

\*\*\*\*\* Includes CORS, FYSPT, Outpatient Services, PATH match

**NORTH SOUND BH-ASO****Warrants Paid****March****2024**

<b>Type</b>	<b>Date</b>	<b>Num</b>	<b>Name</b>	<b>Amount</b>
Bill Pmt -Check	03/01/2024	577205	American Behavioral Health Systems	-26,266.80
Bill Pmt -Check	03/01/2024	577222	Catholic Community Services	-14,675.43
Bill Pmt -Check	03/01/2024	577240	Compass Health	-67,007.52
Bill Pmt -Check	03/01/2024	577242	Conquer	-74,248.74
Bill Pmt -Check	03/01/2024	577243	Consejo Counseling	-15,117.59
Bill Pmt -Check	03/01/2024	577253	Davenport Group Inc	-40,000.00
Bill Pmt -Check	03/01/2024	577300	Island County Human Services	-6,519.92
Bill Pmt -Check	03/01/2024	577334	Lake Whatcom Center	-4,959.03
Bill Pmt -Check	03/01/2024	577344	Lifeline Connections	-163,054.14
Bill Pmt -Check	03/01/2024	577376	NW ESD 189	-8,207.49
Bill Pmt -Check	03/01/2024	577396	Pioneer Center	-131,420.52
Bill Pmt -Check	03/01/2024	577401	Providence-Everett	-37,995.44
Bill Pmt -Check	03/01/2024	577418	San Juan County Health & Comm. S	-1,643.52
Bill Pmt -Check	03/01/2024	577449	Telecare Corporation	-14,539.98
Bill Pmt -Check	03/01/2024	577456	Tulalip Tribes	-3,625.93
Bill Pmt -Check	03/01/2024	577187	US Bank	-8,398.65
Bill Pmt -Check	03/01/2024	577478	Volunteers of America	-289,566.73
Bill Pmt -Check	03/08/2024	577530	American Behavioral Health Systems	-9,142.10
Bill Pmt -Check	03/08/2024	577590	City of Mt Vernon School Dist 320	-115.00
Bill Pmt -Check	03/08/2024	577597	Consejo Counseling	-6,194.50
Bill Pmt -Check	03/08/2024	577646	Evergreen Recovery	-7,742.56
Bill Pmt -Check	03/08/2024	577733	Lake Whatcom Center	-8,943.68
Bill Pmt -Check	03/08/2024	577808	New Earth Recovery-Recovery Cafe	-24,346.00
Bill Pmt -Check	03/08/2024	577825	Opportunity Council	-10,950.26
Bill Pmt -Check	03/08/2024	577924	Swedish Edmonds	-14,156.49
Bill Pmt -Check	03/08/2024	577934	Therapeutic Health Services	-30,037.00
Bill Pmt -Check	03/15/2024	578028	American Behavioral Health Systems	-31,917.84
Bill Pmt -Check	03/15/2024	578078	Consejo Counseling	-9,618.89
Bill Pmt -Check	03/15/2024	578193	Crothers, Linda-Reim	-351.13
Bill Pmt -Check	03/15/2024	578114	Firstline Communications (All Phase)	-1,118.12
Bill Pmt -Check	03/15/2024	578030	Fraser-Powell, Angela Re	-141.00
Bill Pmt -Check	03/15/2024	578118	Frontline Cleaning Services LLC	-464.19
Bill Pmt -Check	03/15/2024	578276	Haggen/Safeway	-43.65
Bill Pmt -Check	03/15/2024	578176	King County BHO	-79,720.94
Bill Pmt -Check	03/15/2024	578179	Lake Whatcom Center	-25,990.66
Bill Pmt -Check	03/15/2024	578192	Lifeline Connections	-1,438.94
Bill Pmt -Check	03/15/2024	578304	Maharaj-Lewis, Starleen	-285.00
Bill Pmt -Check	03/15/2024	578241	Morris Consulting	-700.00
Bill Pmt -Check	03/15/2024	578230	Office Depot	-10.89

**NORTH SOUND BH-ASO****Warrants Paid****March****2024**

Bill Pmt -Check	03/15/2024	578290	Skagit County Public Health	-21,705.88
Bill Pmt -Check	03/15/2024	578295	Snohomish Co Human Services	-179,323.76
Bill Pmt -Check	03/15/2024	578301	Spokane County BHO	-1,730.00
Bill Pmt -Check	03/15/2024	578302	SRS Property Management	-11,618.98
Bill Pmt -Check	03/15/2024	578310	T-Mobil	-897.11
Bill Pmt -Check	03/15/2024	578323	Thurston Mason-BHO	-1,602.00
Bill Pmt -Check	03/15/2024	578319	Tulalip Tribes	-3,020.49
Bill Pmt -Check	03/15/2024	578350	Wave Business	-601.20
Bill Pmt -Check	03/25/2024	578467	Access	-437.91
Bill Pmt -Check	03/25/2024	578497	Bridgeways	-2,636.54
Bill Pmt -Check	03/25/2024	578505	cascade Behavioral Hospital LLC	-6,347.16
Bill Pmt -Check	03/25/2024	578525	Comcast	-228.31
Bill Pmt -Check	03/25/2024	578527	Compass Health	-1,383,782.83
Bill Pmt -Check	03/25/2024	578528	Consejo Counseling	-4,301.96
Bill Pmt -Check	03/25/2024	578555	Evergreen Recovery	-145,961.24
Bill Pmt -Check	03/25/2024	578786	Health Care Authority	-75,253.39
Bill Pmt -Check	03/25/2024	578585	Island County Human Services	-137,862.50
Bill Pmt -Check	03/25/2024	578616	Lifeline Connections	-9,290.00
Bill Pmt -Check	03/25/2024	578648	Mount Baker Presbyterian Church	-9,229.75
Bill Pmt -Check	03/25/2024	578656	New Earth Recovery-Recovery Cafe	-22,527.00
Bill Pmt -Check	03/25/2024	578731	Snohomish Co Human Services	-415,624.82
Bill Pmt -Check	03/25/2024	578732	Snohomish Co Juvenile	-12,558.81
Bill Pmt -Check	03/25/2024	578749	Telecare Corporation	-15,180.68
Bill Pmt -Check	03/25/2024	578755	Thurston Mason-BHO	-11,367.00
Bill Pmt -Check	03/25/2024	578795	Whatcom County Health Department	-66,933.04
Bill Pmt -Check	03/28/2024	IGT	Skagit County Auditor	-3,500.00
Bill Pmt -Check	03/29/2024	578870	Buri Funston Mumford Furlong	-430.00
Bill Pmt -Check	03/29/2024	578875	Catholic Community Services	-11,995.10
Bill Pmt -Check	03/29/2024	578886	Community Action of Skagit Co	-60,674.54
Bill Pmt -Check	03/29/2024	578887	Compass Health	-87,643.26
Bill Pmt -Check	03/29/2024	578888	Consejo Counseling	-10,593.75
Bill Pmt -Check	03/29/2024	579115	Culligan NW	-50.75
Bill Pmt -Check	03/29/2024	578941	Dixon, James-Reim	-564.22
Bill Pmt -Check	03/29/2024	578914	Evergreen Recovery	-10,265.60
Bill Pmt -Check	03/29/2024	578983	Lifeline Connections	-121,241.96
Bill Pmt -Check	03/29/2024	578806	NSBHO-FSA	-30,000.00
Bill Pmt -Check	03/29/2024	579020	NW ESD 189	-7,047.94
Bill Pmt -Check	03/29/2024	579033	Pioneer Center	-150,622.81
Bill Pmt -Check	03/29/2024	579035	Pitney Bowes Leasing	-572.59
Bill Pmt -Check	03/29/2024	579050	San Juan County Health & Comm. S	-8,979.48



**NORTH SOUND BH-ASO**

**Warrants Paid**

**March**

**2024**

Bill Pmt -Check	03/29/2024	579064	Shred-it	-206.47
Bill Pmt -Check	03/29/2024	579036	Skagit Valley Hospital	-15,811.04
Bill Pmt -Check	03/29/2024	579089	Thurston Mason-BHO	-19,532.70
Bill Pmt -Check	03/29/2024	579088	Tulalip Tribes	-6,412.21
Bill Pmt -Check	03/29/2024	578833	US Bank	-2,755.56
Bill Pmt -Check	03/29/2024	579118	Whatcom County Health Department	-34,318.42
				<u>-4,293,917.03</u>
				<u>-4,293,917.03</u>
				<u><b>-4,293,917.03</b></u>

**Weekly Crisis Metrics Report: See attached.**

**Senate Bill 6251 and preliminary planning for stakeholder groups:**

-Link: [6251-S2.PL.pdf \(wa.gov\)](#)

Senate Bill 6251 formalizes the role for the BHASOs in WA state in the 988 implementation. The bill specifically calls on BHASOs in coordinate system partners and stakeholders to establish clear regional protocols including expectations, understandings, lines of communication, and strategies for optimizing crisis response in the regional service area. The protocols must describe how crisis response partners will share information consistent with data-sharing requirements under RCW 71.24.890 including real-time information sharing between 988 contact hubs, regional crisis lines, or their successors, to create a seamless delivery system that is person-centered. Those protocols would then be submitted for approval. Protocols would then be updated as needed and, at minimum, every three years. North Sound will commence with identifying and creating initial stakeholder groups which could include regional crisis lines, 988 contact hubs, certified public safety telecommunicators, local governments, tribal governments, first responders, co-response teams, mobile rapid response crisis teams, hospitals, organizations representing persons with lived experience, and behavioral health agencies. We expect this to be a sizeable body of work and to result in an intense period of regional coordination among traditional, and potentially newer, partners for the ASO.

**Preliminary planning for Endorsed MRRCT/CBCT:**

We have continued our work with the Health Care Authority (HCA) on the Endorsement Standards for Mobile Rapid Response Crisis Teams (MRRCT) and Community Based Crisis Teams (CBCT). Two separate conversations are happening—one on the Endorsement Standards and one to assist Milliman Actuaries in establishing rates. The conversations are complicated in there may be many options for regions to explore, rate setting processes need to know what is being designed, and providers are having difficulty proceeding with initial planning for teams not yet knowing what the rates are. We are reaching out to entities that are interested in pursuing the Endorsement Standards, to understand what their desired programs may look like to try to provide that feedback to Milliman for rate setting. Per HCA contracts currently, it seems that they are trying to shift the name of all current Behavioral Health Agency-managed Mobile Crisis Teams to MRRCT in the future, but agencies will need to determine if they want to seek the Endorsement Standards to receive higher reimbursements (but meet much higher programmatic requirements). Currently, North Sound does have some start up funds for these efforts, but agencies are hesitant to start designing until further information is available about what the expectations are. HCA may also have grants available shortly for the purchase of vehicles for these Endorsed teams.

**Youth Navigator Team:**

North Sound ASO will receive funding in our next HCA contract to fund a Youth Navigator team. North Sound ASO is in the process of identifying whether this will be a body of work that we contract out or, as a regional resource, maintain within the BHASO. Both options are allowed through our HCA contract. We will bring more information in coming months, but are excited for this youth-targeted intervention which will hopefully assist communities and individuals in understanding treatment options for youth struggling with behavioral health issues in our region. We will provide a presentation to Advisory Board once we have more information on this new and exciting program.

**Update on Managed Care Organizations Negotiations:**

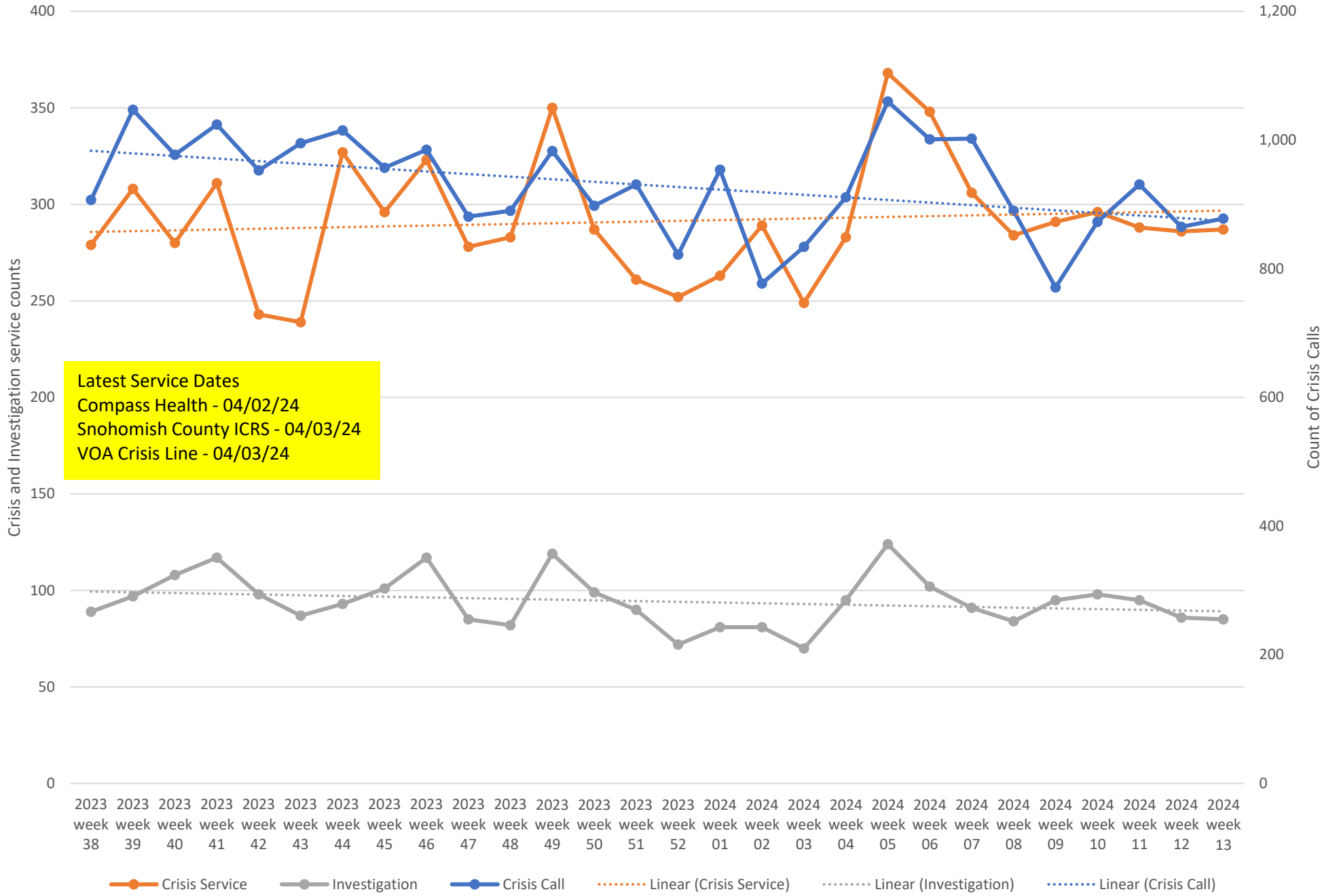
We are currently finalizing two of our MCO contracts and continue to negotiate some final aspects of the other three MCO contracts.



## Weekly Crisis Capacity Indicator Snapshot

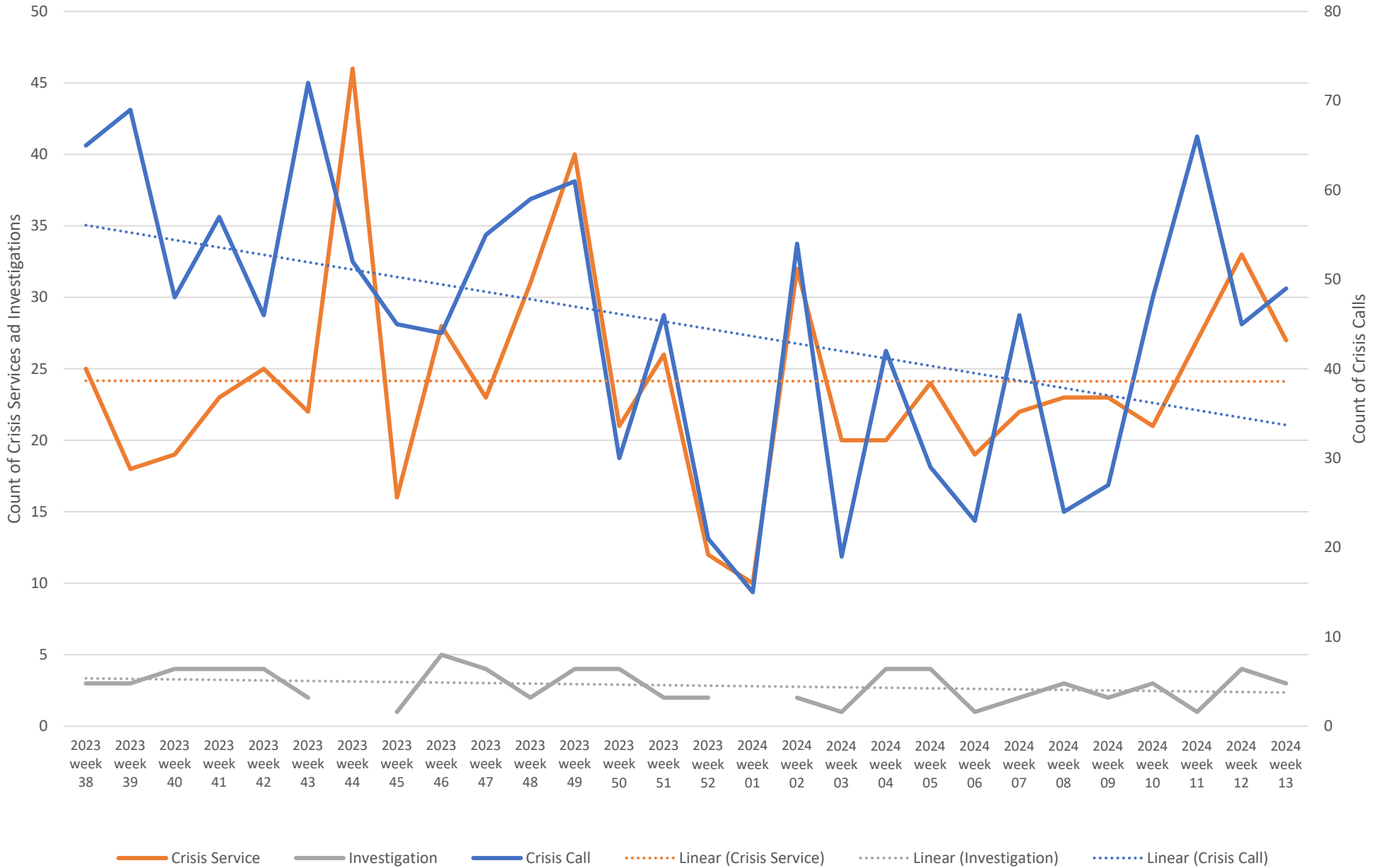
Page 2	Crisis Data - dates 09/17/23 to 03/30/24
Page 3	Crisis Data: Ages 0-17 - dates 09/17/23 to 03/30/24
Page 4	All DCR Dispatches - dates 09/17/23 to 03/30/24
Page 5	Weekly Staff Count - Staff providing Crisis or Investigation services 09/17/23 to 03/30/24
Page 6	Hospital placement locations (Invol and Vol) - No adjustment has been made for timely data - recent weeks likely low
Page 7	Telehealth only, crisis and investigation services from 09/17/23 to 03/30/24
Page 8	Crisis Service Unit Percent - Crisis Service units divided by Crisis units + Investigation units
Page 9	Washington State Indicators of Anxiety or Depression Based on Reported Frequency of Symptoms During Last 7 Days
Page 10	Place of Service -Crisis Services, percent of total by week
Page 11	Place of Service -Investigations, percent of total by week
Page 12	Total Hospitalized Adults - COVID-19 (confirmed or suspected) 7 day average
Page 13	North Sound BH ASO Walkaway Chart 09/17/23 to 03/30/24

### Crisis Data - dates 09/17/23 to 03/30/24

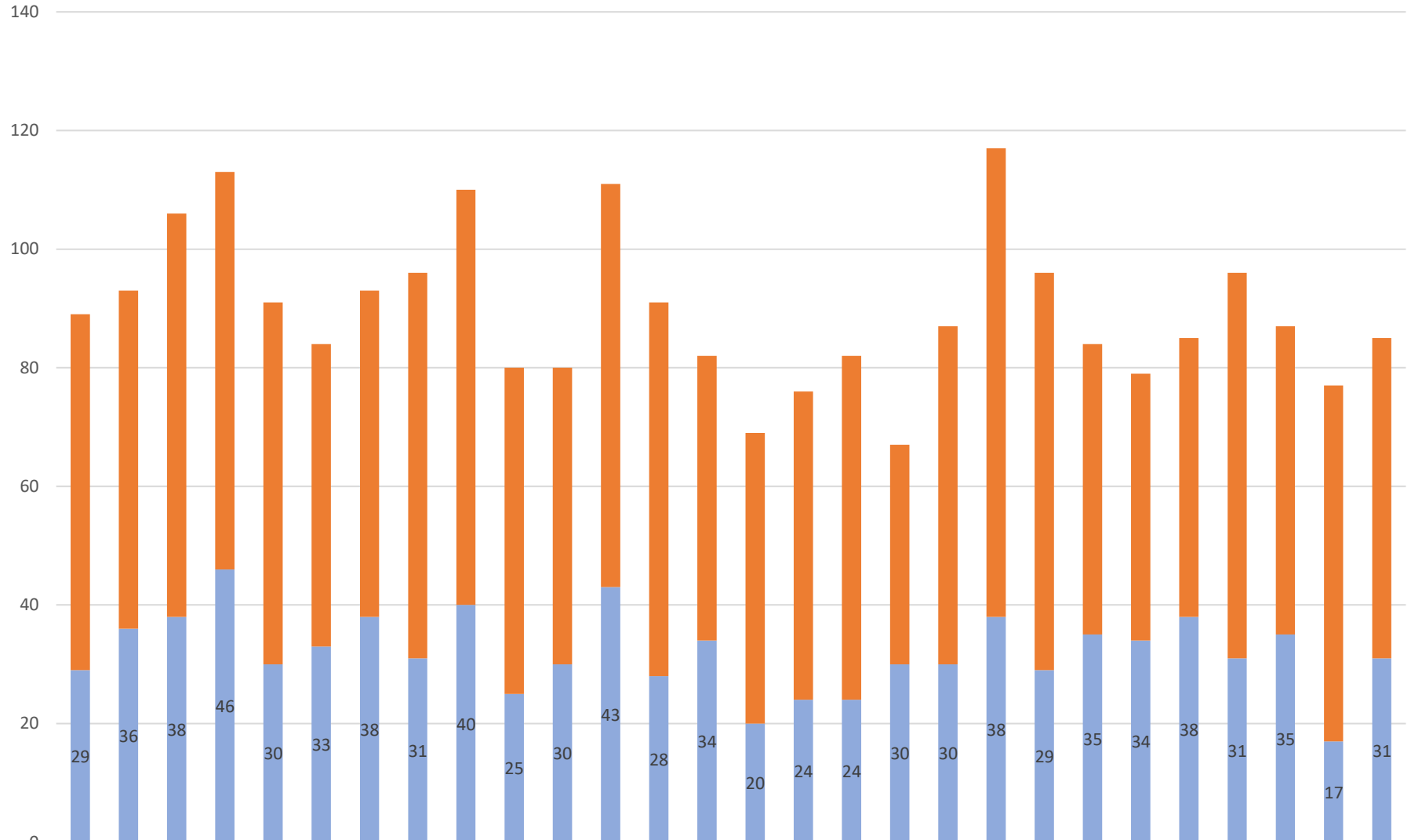


**Latest Service Dates**  
 Compass Health - 04/02/24  
 Snohomish County ICRS - 04/03/24  
 VOA Crisis Line - 04/03/24

Crisis Data: Ages 0-17 - dates 09/17/23 to 03/30/24

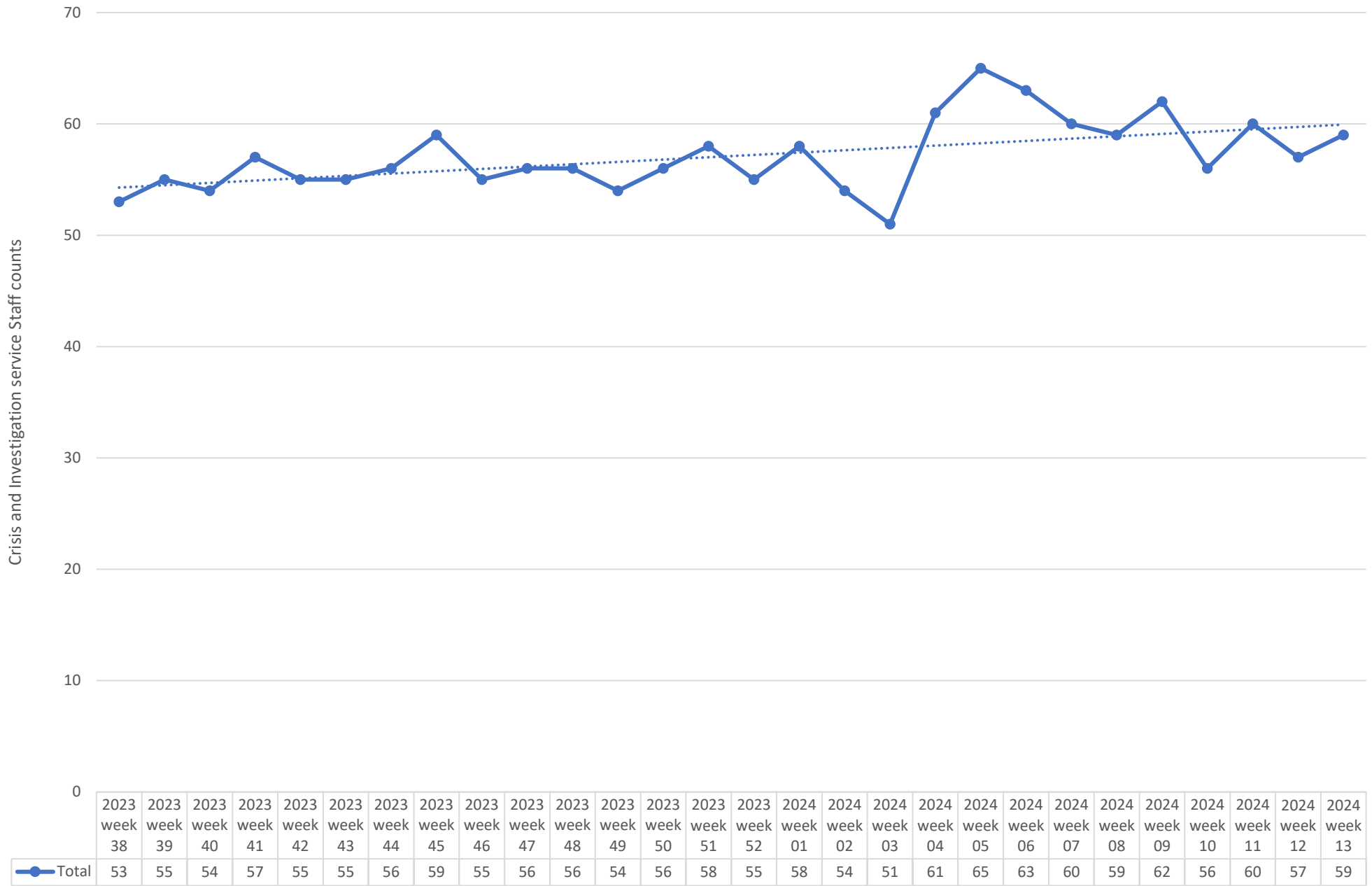


### All DCR Dispatches - dates 09/17/23 to 03/30/24



dispatch resulting in other outcome	60	57	68	67	61	51	55	65	70	55	50	68	63	48	49	52	58	37	57	79	67	49	45	47	65	52	60	54
dispatch resulting in detention	29	36	38	46	30	33	38	31	40	25	30	43	28	34	20	24	24	30	30	38	29	35	34	38	31	35	17	31

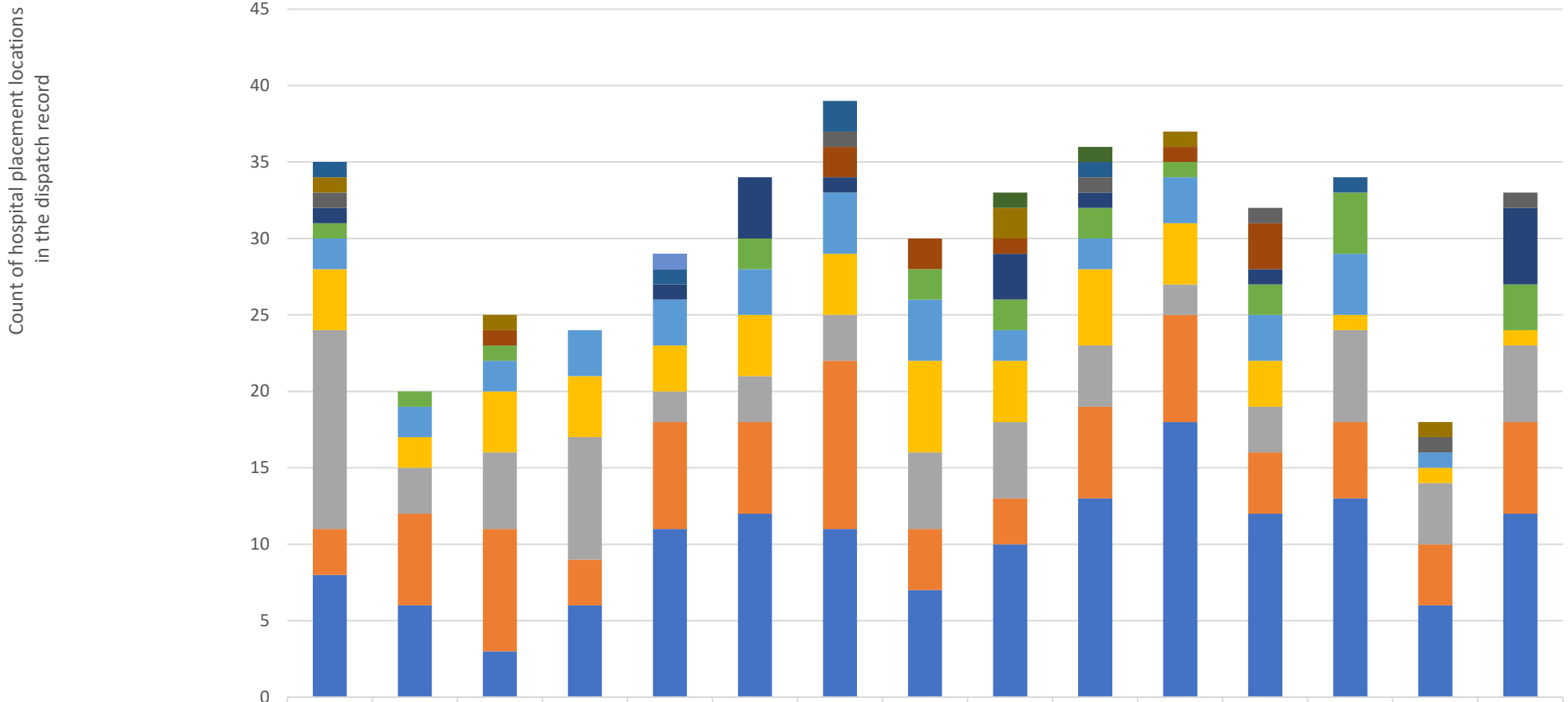
### Weekly Staff Count - Staff providing Crisis or Investigation services 09/17/23 to 03/30/24



2024 week 13 ending 01/00/00

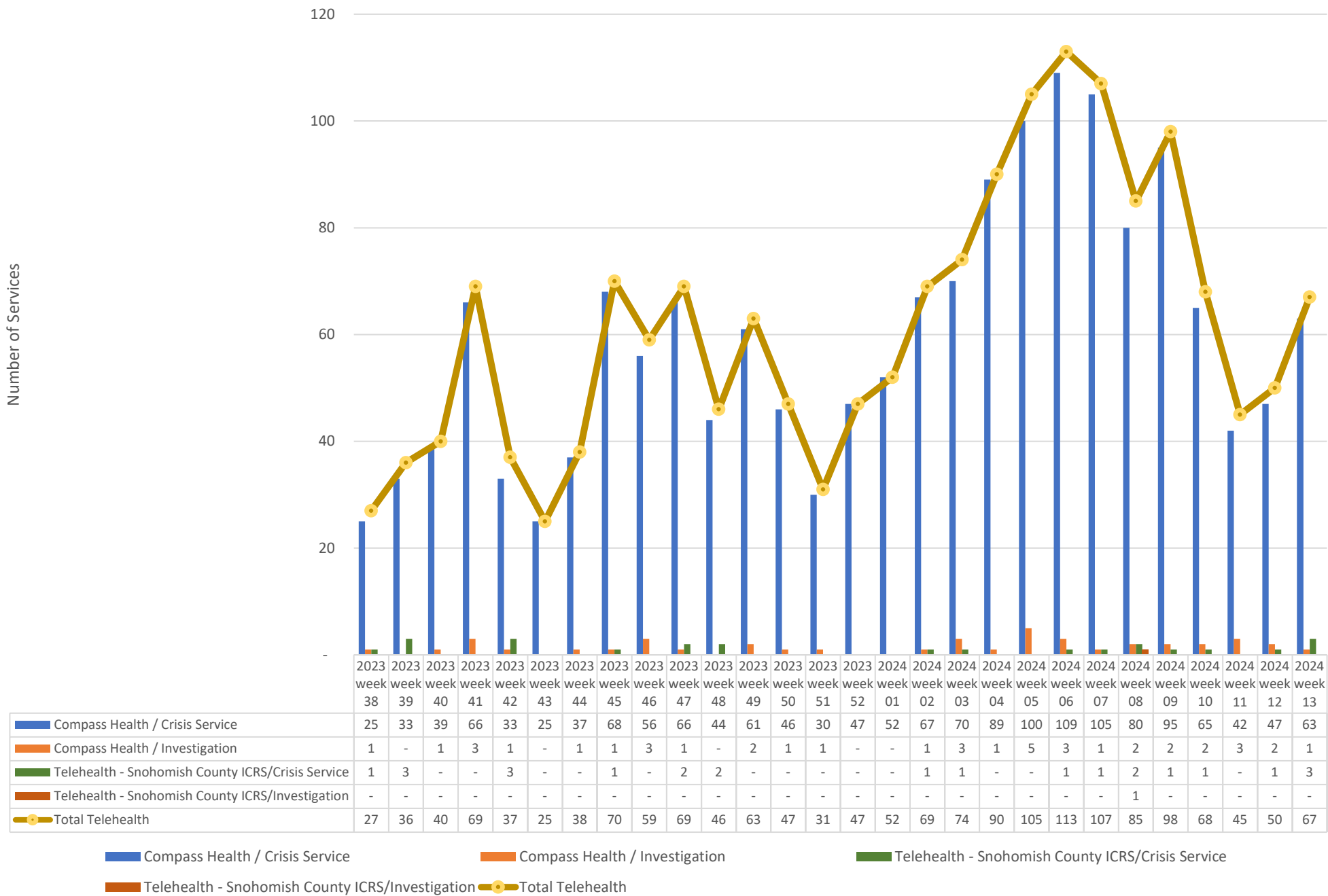


## Hospital placement locations (Invol and Vol) - No adjustment has been made for timely data - recent weeks likely low

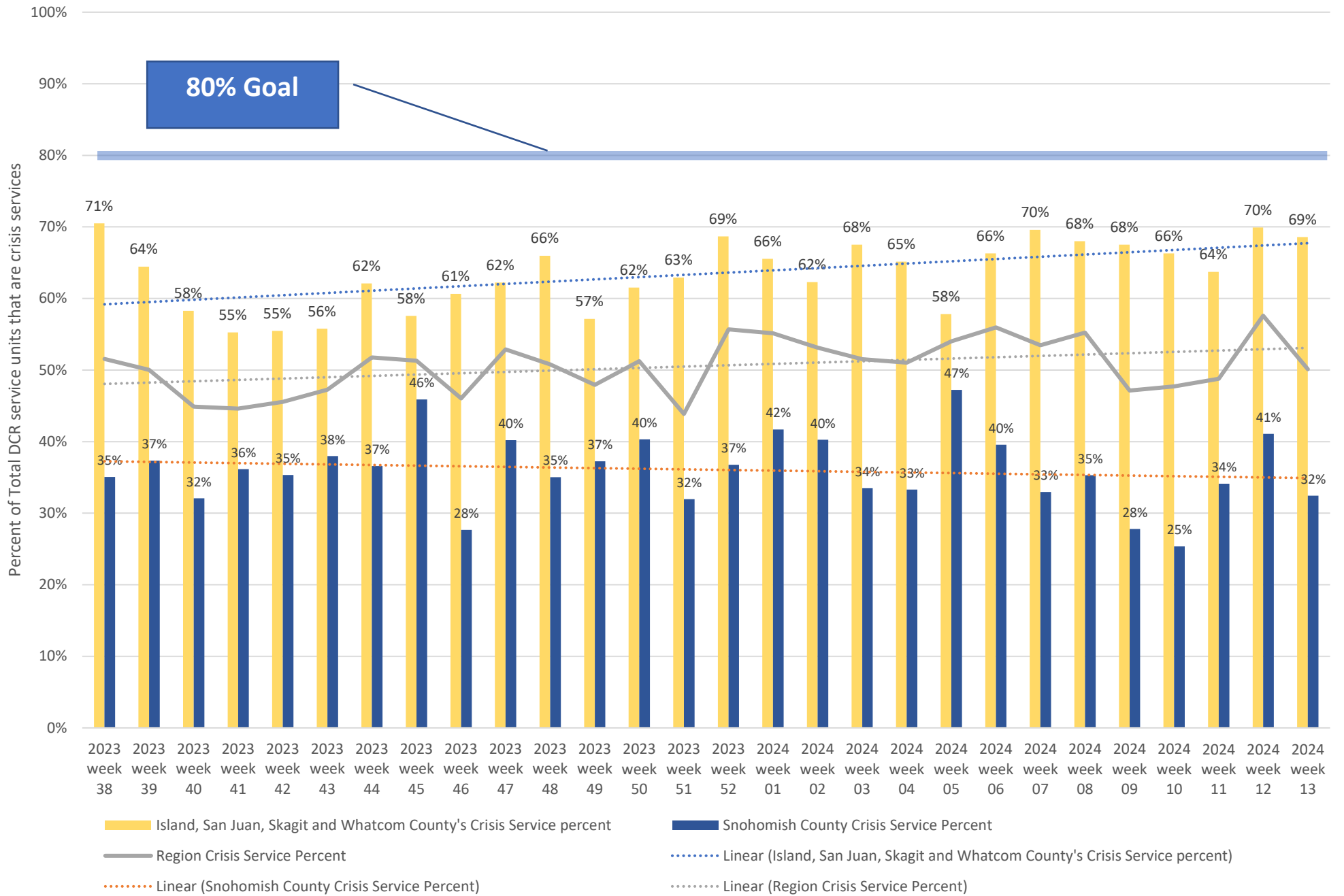


	2023 week 51	2023 week 52	2024 week 01	2024 week 02	2024 week 03	2024 week 04	2024 week 05	2024 week 06	2024 week 07	2024 week 08	2024 week 09	2024 week 10	2024 week 11	2024 week 12	2024 week 13
Valley Cities Counseling And Consultation					1										
Western State									1	1					
Swedish Mill Creek	1				1		2			1			1		
VALLEY GENERAL HOSPITAL	1		1						2		1			1	
ABHS Chehalis	1						1			1		1		1	1
Telecare North Sound Evaluation and Treatment			1				2	2	1		1	3			
Mukilteo	1				1	4	1		3	1		1			5
BHC Fairfax Hospital INC	1	1	1			2		2	2	2	1	2	4		3
SMOKEY POINT BEHAVIORAL HOSPITAL	2	2	2	3	3	3	4	4	2	2	3	3	4	1	
Skagit Valley Hospital	4	2	4	4	3	4	4	6	4	5	4	3	1	1	1
SWEDISH EDMONDS	13	3	5	8	2	3	3	5	5	4	2	3	6	4	5
Peacehealth Bellingham	3	6	8	3	7	6	11	4	3	6	7	4	5	4	6
Providence Everett	8	6	3	6	11	12	11	7	10	13	18	12	13	6	12

### Telehealth only, crisis and investigation services from 09/17/23 to 03/30/24



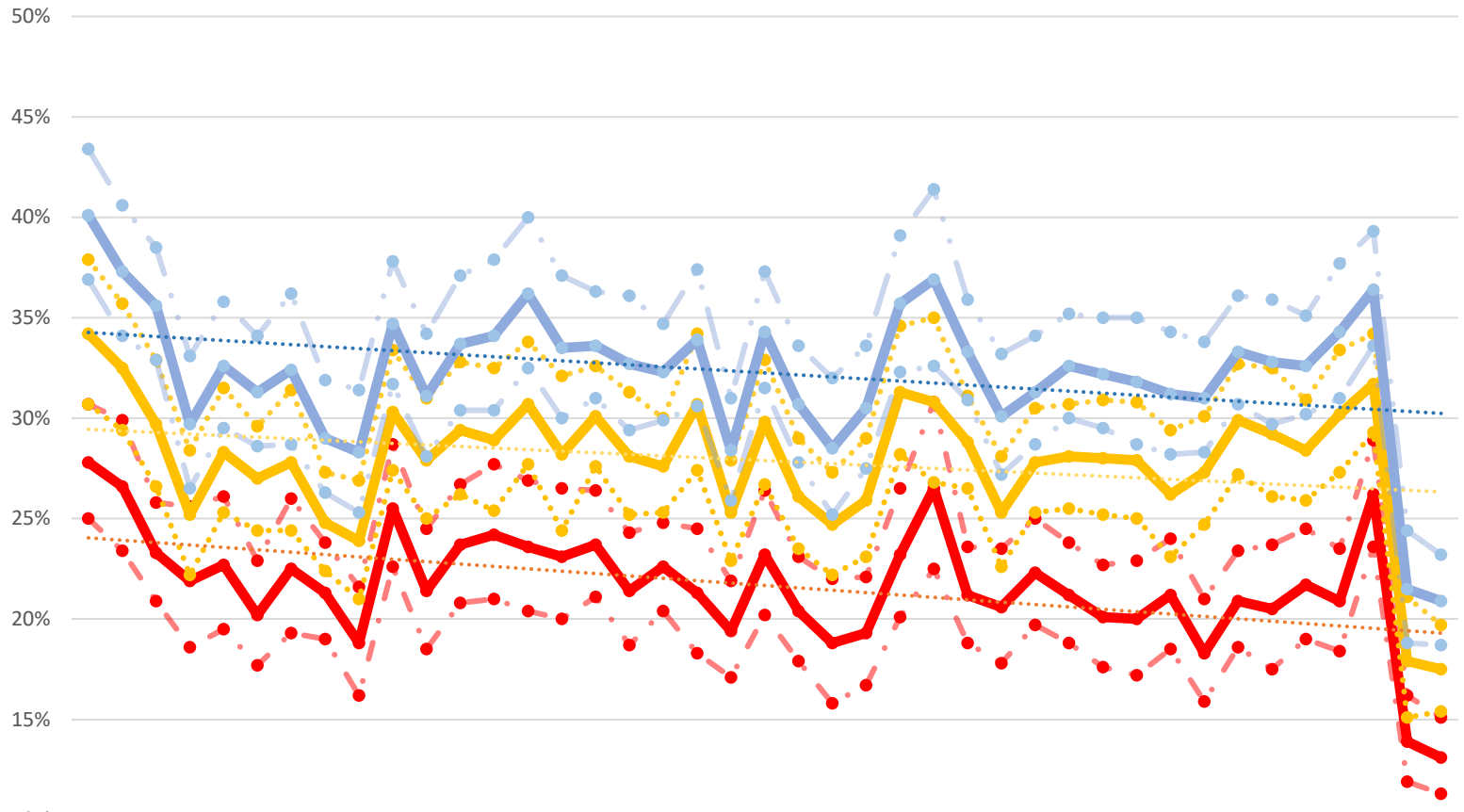
# Crisis Service Unit Percent - Crisis Service units divided by Crisis units + Investigation units



# Washington State Indicators of Anxiety or Depression Based on Reported Frequency of Symptoms During Last 7 Days

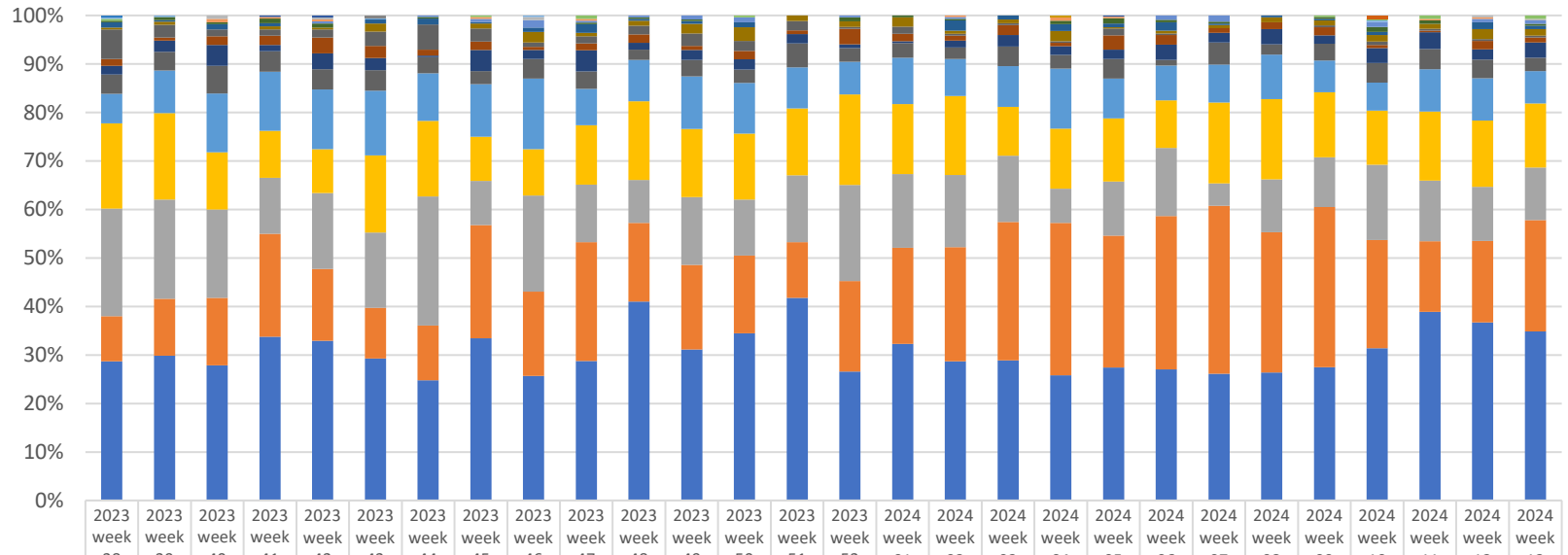
The U.S. Census Bureau, in collaboration with five federal agencies, launched the Household Pulse Survey to produce data on the social and economic impacts of Covid-19 on American households. The Household Pulse Survey was designed to gauge the impact of the pandemic on employment status, consumer spending, food security, housing, education disruptions, and dimensions of physical and mental wellness.

<https://data.cdc.gov/NCHS/Indicator-s-of-Anxiety-or-Depression-Based-on-Repor/8pt5-q6wq>



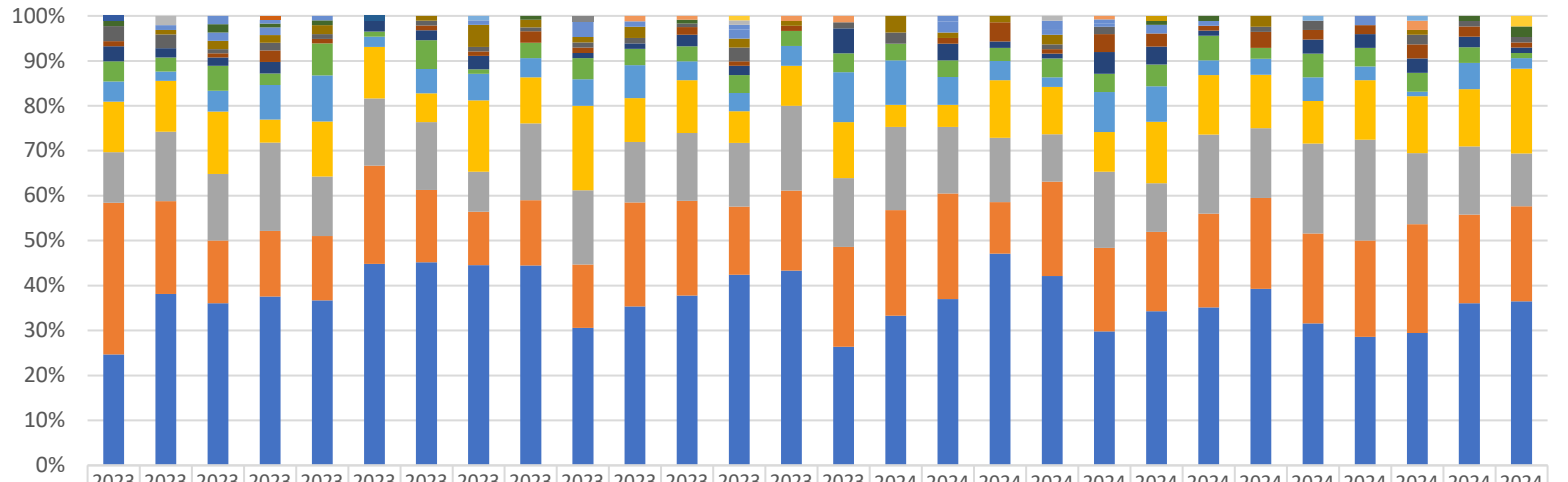
	17 Feb-01-21	03 Mar-15-21	17 Mar-29-21	14 Apr-06-21	28 Apr-24-21	12 May-07-21	26 May-21-21	09 Jun-01-21	23 Jun-15-21	21 Jul-29-21	04 Aug-12-21	18 Aug-26-21	01 Sep-09-21	15 Sep-23-21	29 Sep-06-21	01 Oct-20-21	29 Oct-13-21	26 Dec-07-21	02 Jan-21-22	30 Mar-14-22	27 Apr-07-22	01 Jun-21-22	29 Jun-14-22	27 Jul-28-22	14 Sep-11-22	05 Oct-25-22	02 Nov-08-22	09 Dec-22-22	04 Jan-05-23	01 Feb-19-23	01 Mar-03-23	29 Mar-17-23	26 Apr-31-23	07 Jun-14-23	28 Jun-28-23	26 Jul-11-23	23 Aug-25-23	20 Sep-08-23	18 Oct-22-23	09 Jan-05-24	06 Feb-19-24		
% with Symp. of Depr. Dsrdr low conf.	25%	23%	21%	19%	20%	18%	19%	19%	16%	23%	19%	21%	21%	20%	20%	21%	19%	20%	18%	17%	20%	18%	16%	17%	20%	23%	19%	18%	20%	19%	17%	19%	16%	19%	18%	21%	23%	24%	25%	24%	29%	16%	15%
% with Symp. of Depr. Dsrdr value	28%	27%	23%	22%	23%	20%	23%	21%	19%	26%	21%	24%	24%	24%	23%	24%	21%	23%	21%	19%	23%	20%	19%	19%	23%	27%	21%	21%	22%	21%	20%	20%	21%	18%	21%	21%	22%	21%	26%	14%	13%		
% with Symp. of Depr. Dsrdr high conf.	31%	30%	26%	26%	26%	23%	26%	24%	22%	29%	25%	27%	28%	27%	27%	26%	24%	25%	25%	22%	26%	23%	22%	22%	27%	31%	24%	24%	25%	24%	23%	23%	24%	21%	23%	24%	25%	24%	29%	16%	15%		
% with Symp. of Anxiety Dsrdr low conf.	31%	29%	27%	22%	25%	24%	24%	22%	21%	27%	25%	26%	25%	28%	24%	28%	25%	25%	27%	23%	27%	24%	22%	23%	28%	27%	27%	23%	25%	26%	25%	25%	23%	25%	27%	26%	26%	27%	29%	15%	15%		
% with Symp. of Anxiety Dsrdr value	34%	33%	30%	25%	28%	27%	28%	25%	24%	30%	28%	29%	29%	31%	28%	30%	28%	28%	31%	25%	30%	26%	25%	26%	31%	27%	27%	23%	28%	27%	27%	28%	28%	28%	26%	27%	30%	29%	28%	30%	32%	18%	18%
% with Symp. of Anxiety Dsrdr high conf.	38%	36%	33%	28%	32%	30%	31%	27%	27%	33%	31%	33%	33%	34%	32%	33%	31%	30%	34%	28%	33%	29%	27%	29%	35%	35%	31%	28%	31%	28%	31%	31%	29%	30%	33%	33%	31%	33%	34%	21%	20%		
% with Symp. of Anxiety or Depr. Dsrdr low conf.	37%	34%	33%	27%	30%	29%	29%	26%	25%	32%	28%	30%	30%	33%	30%	31%	29%	30%	31%	26%	32%	28%	25%	28%	32%	33%	31%	27%	29%	30%	30%	29%	28%	28%	31%	33%	33%	30%	31%	34%	19%	19%	
% with Symp. of Anxiety or Depr. Dsrdr value	40%	37%	36%	30%	33%	31%	32%	29%	28%	35%	31%	34%	34%	36%	34%	34%	33%	32%	34%	28%	34%	31%	29%	31%	36%	37%	33%	30%	31%	33%	32%	32%	31%	31%	33%	33%	33%	34%	36%	22%	21%		
% with Symp. of Anxiety or Depr. Dsrdr high conf.	43%	41%	39%	33%	36%	34%	36%	32%	31%	38%	34%	37%	38%	40%	37%	36%	36%	35%	37%	31%	37%	34%	32%	34%	39%	41%	36%	33%	34%	35%	35%	35%	34%	34%	36%	36%	35%	38%	39%	24%	23%		

## Place of Service -Crisis Services, percent of total by week



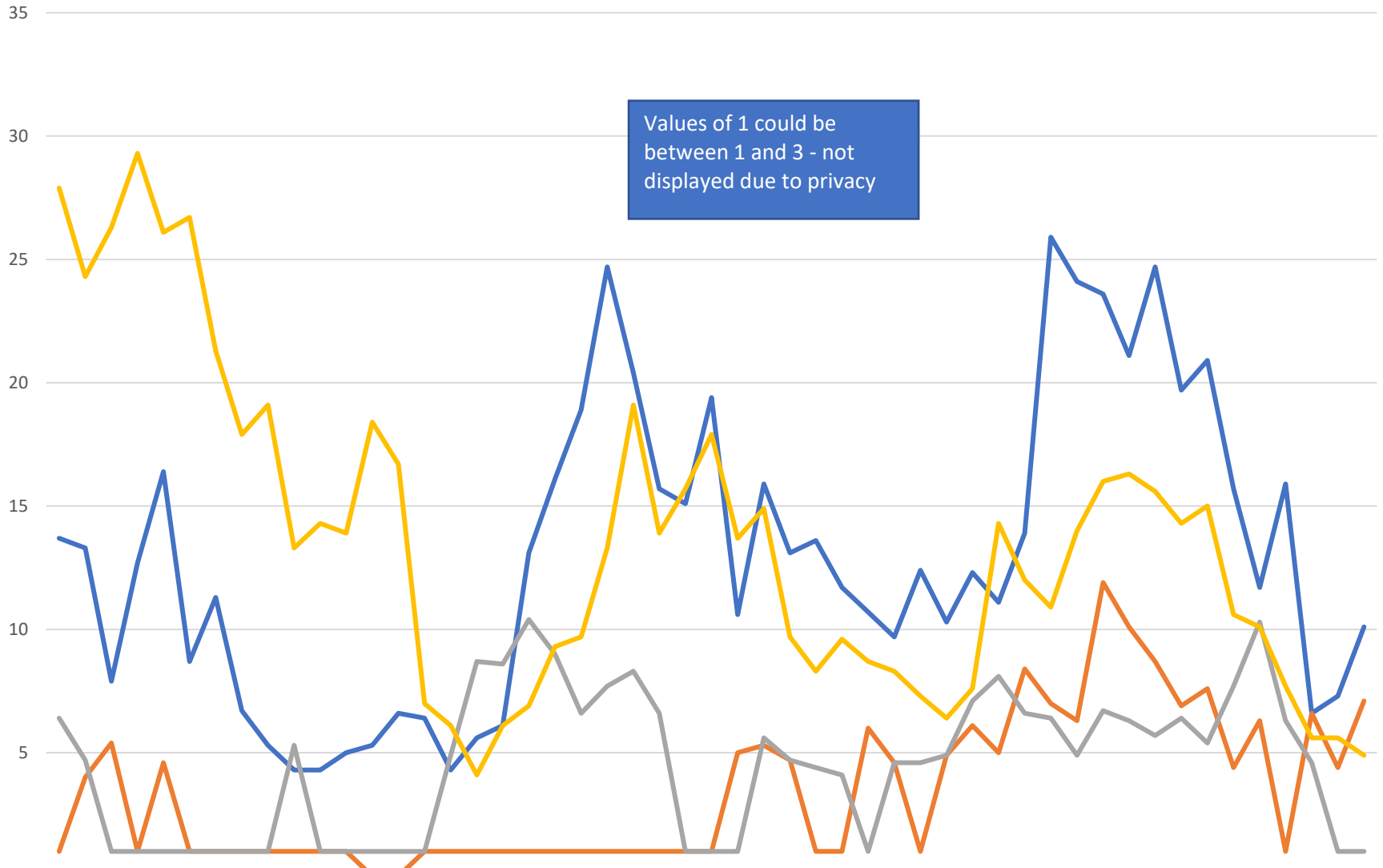
	2023 week 38	2023 week 39	2023 week 40	2023 week 41	2023 week 42	2023 week 43	2023 week 44	2023 week 45	2023 week 46	2023 week 47	2023 week 48	2023 week 49	2023 week 50	2023 week 51	2023 week 52	2024 week 01	2024 week 02	2024 week 03	2024 week 04	2024 week 05	2024 week 06	2024 week 07	2024 week 08	2024 week 09	2024 week 10	2024 week 11	2024 week 12	2024 week 13
Non residential Substance Abuse Treatment Facility	1																											
Indian Health Service Free-standing Facility																				1								
Residential SUD						1																						
Temporary Lodging																									2			
Custodial Care Facility				1	1																1							
Skilled Nursing Facility													1												1			2
On Campus Outpatient Hospital	1	1				1			1															1				
Nursing Facility	1							1		2														1		2		
Community Mental Health Center			2	1					2																		1	1
Psych. Residential			2	1	1			1		1							1			2	1					1	1	
Unassigned				1			1	2	5	1	1	3	3				1									1	1	
Group Home	1	2	1	3	2		1			1	1	1			2	1	1			2	4	2	1		1	3	2	1
School	3	1	3	2		2	4	1	3	5	1	2	3				6	2	4	3	6	1	1	1	2		4	2
Homeless Shelter	1	2		2	1	4		3	7	2	3	7	8	3	3	5	2	2	6	1	2	2	3	3	4	3	6	4
Assisted Living Facility	17	8	4	4	4	7	17	8	3	4	5	9	6	5	1	4	1	1	1	5	1				1	2	1	1
Inpatient Hospital	4	2	5	6	8	6	4	5	2	4	5	3	5	2	8	4	3	5	2	11	7	3	4	5	2	1	5	3
Inpatient Psychiatric Facility	5	7	12	4	8	6	1	13	6	12	4	7	6	5	2	1	4	6	5	7	11	6	9	5	9	10	6	9
Prison Correctional Facility	11	12	16	13	10	10	11	8	13	10	6	12	8	13	7	8	7	10	8	15	4	14	6	10	12	12	11	8
Emergency Room Hospital	17	27	34	38	30	32	32	32	47	21	24	38	30	22	17	25	22	21	35	30	25	24	26	19	17	25	25	19
Home	49	55	33	30	22	38	51	27	31	34	46	49	39	36	47	38	47	25	35	48	34	51	47	39	33	41	39	38
Other Place of Service	62	63	51	36	38	37	87	27	64	33	25	49	33	36	50	40	43	34	20	41	49	14	31	30	46	36	32	31
Telehealth	26	36	39	66	36	25	37	69	56	68	46	61	46	30	47	52	68	71	89	100	110	106	82	96	66	42	48	66
Office	80	92	78	105	80	70	81	99	83	80	116	109	99	109	67	85	83	72	73	101	94	80	75	80	93	112	105	100

## Place of Service -Investigations, percent of total by week



	2023 week 38	2023 week 39	2023 week 40	2023 week 41	2023 week 42	2023 week 43	2023 week 44	2023 week 45	2023 week 46	2023 week 47	2023 week 48	2023 week 49	2023 week 50	2023 week 51	2023 week 52	2024 week 01	2024 week 02	2024 week 03	2024 week 04	2024 week 05	2024 week 06	2024 week 07	2024 week 08	2024 week 09	2024 week 10	2024 week 11	2024 week 12	2024 week 13	
Public Health Clinic																													
Custodial Care Facility										1											1								
Urgent Care Facility				1																									
Non residential Substance Abuse Treatment Facility	1																												
Residential SUD						1																							
Nursing Facility								1																1		1			
Skilled Nursing Facility														1															2
School		2											1						1										
Homeless Shelter											1	1		1	1					1							2		
Psych. Residential		1	2	1	1								1				1		2	1									
Community Mental Health Center	1		2	1	1				1			1									1	1					1	2	
Unassigned			2	2				1		3	1		2				2		1	1	2	1			2				
Office		1	2	2	2		1	5	2	1	2		2	1		3	1	1	2				2			1			
Assisted Living Facility	3	3	1	2	1		1	1	1	1	1	1	3		1	2			1	2			1	2		2	1	1	
Telehealth	1		1	3	1		1	1	3	1		2	1	1			1	3	1	5	3	1	3	2	2	3	2	1	
Group Home	3	2	2	3		2	2	3		1	1	3	2		4		3	1	1	6	4	1		3	3	3	2	1	
Other Place of Service	4	3	6	3	7	1	6	1	4	4	3	4	4	3	3	3	3	2	4	5	5	5	2	5	4	4	3	1	
Inpatient Hospital	4	2	5	9	10	2	5	6	5	5	6	5	4	4	8	8	5	3	2	11	8	3	3	5	3	1	5	2	
Inpatient Psychiatric Facility	10	11	15	6	12	10	6	16	12	16	8	14	7	8	9	4	4	9	10	11	14	12	10	9	13	12	11	16	
Prison Correctional Facility	10	15	16	23	13	13	14	9	20	14	11	18	14	17	11	15	12	10	10	21	11	16	13	19	22	15	13	10	
Home	30	20	15	17	14	19	15	12	17	12	19	25	15	16	16	19	19	8	20	23	18	19	17	19	21	23	17	18	
Emergency Room Hospital	22	37	39	44	36	39	42	45	52	26	29	45	42	39	19	27	30	33	40	37	35	32	33	30	28	28	31	31	

# Total Hospitalized Adults - COVID-19 (confirmed or suspected) 7 day average



Values of 1 could be between 1 and 3 - not displayed due to privacy

	4/2/23	4/9/23	4/16/23	4/23/23	4/30/23	5/7/23	5/14/23	5/21/23	5/28/23	6/4/23	6/11/23	6/18/23	6/25/23	7/2/23	7/9/23	7/16/23	7/23/23	7/30/23	8/6/23	8/13/23	8/20/23	8/27/23	9/3/23	9/10/23	9/17/23	9/24/23	10/1/23	10/8/23	10/15/2023	10/22/2023	10/29/2023	11/5/2023	11/12/2023	11/19/2023	11/26/2023	12/3/2023	12/10/2023	12/17/2023	12/24/2023	12/31/2023	1/7/2024	1/14/2024	1/21/2024	1/28/2024	2/4/2024	2/11/2024	2/18/2024	2/25/2024	3/3/2024	3/10/2024	3/17/2024	3/24/2024
Prov. Everett	14	13	7.9	13	16	8.7	11	6.7	5.3	4.3	4.3	5	5.3	6.6	6.4	4.3	5.6	6.1	13	16	19	25	20	16	15	19	11	16	13	14	12	11	9.7	12	10	12	11	14	26	24	24	21	25	20	21	16	12	16	6.6	7.3	10	
SVH	1	4	5.4	1	4.6	1	1	1	1	1	1	0	0	1	1	1	1	1	1	1	1	1	1	1	1	1	5	5.3	4.7	1	1	6	4.6	1	4.9	6.1	5	8.4	7	6.3	12	10	8.7	6.9	7.6	4.4	4.4	6.3	1	6.6	4.4	7.1
Swedish Edmonds	6.4	4.7	1	1	1	1	1	1	1	5.3	1	1	1	1	4.9	8.7	8.6	10	9	6.6	7.7	8.3	6.6	1	1	1	5.6	4.7	4.4	4.1	1	4.6	4.6	4.9	7.1	8.1	6.6	6.4	4.9	6.7	6.3	5.7	6.4	5.4	7.7	10	6.3	4.6	1	1		
Peacehealth Bellingham	28	24	26	29	26	27	21	18	19	13	14	14	18	17	7	6.1	4.1	6.1	6.9	9.3	9.7	13	19	14	16	18	14	15	9.7	8.3	9.6	8.7	8.3	7.3	6.4	7.6	14	12	11	14	16	16	16	14	15	11	10	7.7	5.6	5.6	4.9	

### North Sound BH ASO Walkaway Chart 09/17/23 to 03/30/24



	2022 Week 47	2022 Week 48	2022 Week 49	2022 Week 50	2022 Week 51	2022 Week 53	2023 Week 02	2023 Week 04	2023 Week 05	2023 Week 10	2023 Week 11	2023 Week 13	2023 Week 15	2023 Week 17	2023 Week 19	2023 Week 20	2023 Week 22	2023 Week 24	2023 Week 27	2023 Week 28	2023 Week 29	2023 Week 30	2023 Week 35	2023 Week 36	2023 Week 43	2023 Week 47	2023 Week 48	2023 Week 49	2023 Week 51	2023 Week 03	2024 Week 08	
Cascade Valley Hospital	1		1						1			1					1	2					1						1			
Island Co Jail																														1		
Island Health					1																											
Island Hospital						1						1					2			1	1											
Peace Health United				1			1																									
Peace Island Health		1																														
Peace Island Medical																									1							
Providence, Everett		1																														
Skagit Valley											1															2	2	1				
St Joes																	1														1	
St. Joes														1				1														
St. Joes, Peace Health																						1										
St. Joseph Medical Center										1																						
St. Josephs													1			1																
St. Joseph's Hospital											1																					
United General								1							1				1										1			
Whidbey Medical Center																							1									